




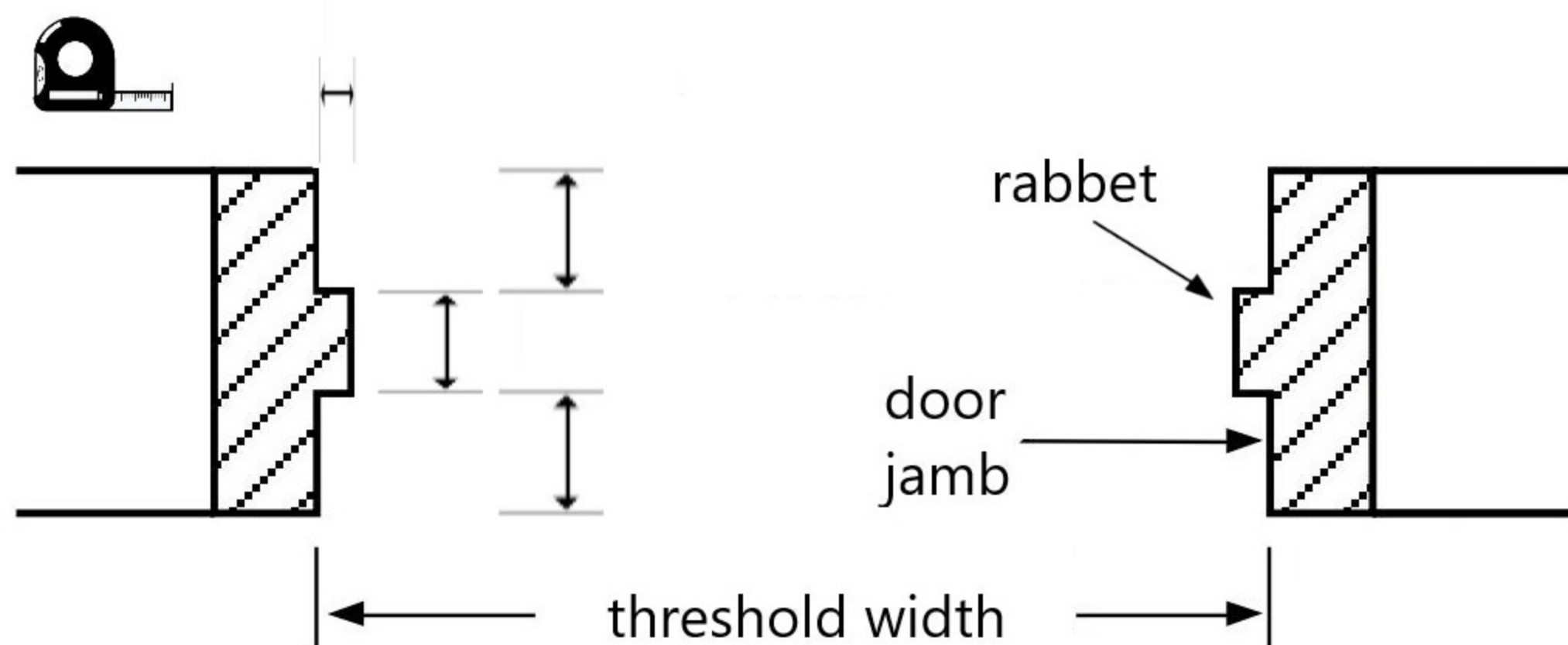
Instructions

Before beginning you will need a tape measure, pencil, hack saw, screw driver, drill gun, and silicone caulking gun.



1. Measure the width at the bottom of the frame and cut the threshold to the exact full width of the opening.

measure opening and any cut-outs that need to be addressed



3. Mark and drill pilot holes through the pre-drilled holes in the threshold and fasten with screws provided.




5. Check the door swing and confirm that the door is properly adjusted so that the threshold does not prevent closing.

Bengal Commercial Industrial Threshold Instructions



BENGAL THRESHOLDS

2. If necessary trim and notch the threshold ends to accommodate the side jamb.



4. Use caulking or sealant, to seal the sides and bottom of the threshold.

